




Worked example from <http://ecopassenger.org/>




The screenshot shows the EcoPassenger website interface. At the top, there is a navigation bar with the logo and language options (EN, FR, DE, ES, IT). Below the navigation bar, there are buttons for 'CHANGE QUERY', 'NEW REQUEST', and 'CONTINUE JOURNEY'. The search parameters are displayed as follows:

- Date: Su, 31.10.21
- Time: 13:30 (Departure)
- From: LONDON (United Kingdom)
- To: GLASGOW (United Kingdom)

The main content area is divided into two columns: 'START/DESTINATION DETAILS' and 'DURATION PRODUCTS'. The results are as follows:

START/DESTINATION DETAILS	DURATION PRODUCTS
<p> LONDON EUSTON (United Kingdom) [UK] GLASGOW CENTRAL (United Kingdom) [UK]</p> <p>DETAILS GOOGLE EARTH SOONER LATER</p>	<p>from Su, 31.10.21, 13:28 to Su, 31.10.21, 18:06</p> <p>4:38 ---</p>
<p> LONDON EUSTON (United Kingdom) [UK] GLASGOW CENTRAL (United Kingdom) [UK]</p>	<p>Middle class; Diesel EURO 4;</p> <p>6:19 Car</p>
<p> LONDON (United Kingdom) [UK] GLASGOW (United Kingdom) [UK]</p>	<p>Flight from London City Airport to Glasgow International Airport.</p> <p>3:15 Train, Aircraft</p>

Below the results, there is a section 'SEE YOUR INFORMATION' with a 'CHANGE YOUR SETTINGS' button. The information provided includes:

-  Average load factor (normally crowded)
-  1.5 Passengers (european average utilization)
-  Average value from typical aircraft types for European flights with average utilization ratio; incl. arrival and departure as well as taxiing traffic on the airfield. CO2-emissions without climate factor
For the calculation of the flight path, neither precise departure times nor arrival times have been taken into account.

EcoPassenger x EcoPassenger x +

Not secure | http://ecopassenger.org/bin/query.exe...

Metric	Unit	Train	Car	Plane
Carbon dioxide	[kg]	32,2*	90,6	120,3*
Energy resource consumption	[liter]	18,1	40,2	50,6
Particulate matter	[g]	8,3	10,6	11,2
Nitrogen oxides	[g]	79,5	257,5	531,8
Nonmethane hydrocarbons	[g]	70,8	43,9	54,3

Carbon dioxide
greenhouse-gas, global warming

Energy resource consumption
resource consumption / primary energy

Particulate matter
human toxicity

Nitrogen oxides
acidification, nitrification, summer smog/ozone

Nonmethane hydrocarbons
summer smog / ozone

* This does not cover the whole global warming impact of the flight. To consider it totally, select "CO2-emissions with climate factor" in the settings. The RFI Factor takes into account the additional climate effects of other GHG emissions, especially for emissions in high altitudes (nitrogen oxides, ozone, water, soot, sulphur).

** incl. feeder by railway services resp. car

* Railways mix including Green Certificates

SELECT ELECTRICITY MIX OF RAILWAYS

National Production Mix

incl. transport to and from the airport

COMPONENT	Train	Car	Train	Aircraft	Sum
Carbon dioxide <i>kilograms</i>	32,2 *	90,6	0,7	119,6	120,3
Energy resource consumption <i>liter gasoline equivalent</i>	18,1	40,2	0,38	50,2	50,6
Particulate matter <i>grams</i>	8,3	10,6	0,19	11,0	11,2
Nitrogen oxides <i>grams</i>	79,5	257,5	1,8	530,0	531,8
Nonmethane hydrocarbons <i>grams</i>	70,8	43,9	1,8	52,5	54,3

Source: ifeu (except railway mix including Green Certificates)
Source railways mix: Sustainable Development Foundation based on UIC data

Print

eco passenger

Timetable valid from 13.12.20 to 10.12.22.
Software/Data: 5.45.UIC-ECOCALCULATOR.10.0.0 (629e740) [Feb 26 2021]/5.45.UIC-ECOCALCULATOR.10.0.0 (629e740) [Feb 26 2021] - 30.10.21
© 2021 HaCon Ingenieurgesellschaft mbH. All information is issued without liability. [Imprint](#)

Table in text format:

COMPONENT	AIRCRAFT				
	Train	Car	Train	Aircraft	Sum
Carbon dioxide <i>kilograms</i>	32,2 *	90,6	0,7	119,6	120,3
Energy resource consumption <i>liter gasoline equivalent</i>	18,1	40,2	0,38	50,2	50,6
Particulate matter <i>grams</i>	8,3	10,6	0,19	11,0	11,2
Nitrogen oxides <i>grams</i>	79,5	257,5	1,8	530,0	531,8
Nonmethane hydrocarbons <i>grams</i>	70,8	43,9	1,8	52,5	54,3

Note: Unfortunately, neither a URL to allow repeated generation, nor a “Printed” version that retains graph colours is available